



ENVISION **CONTRA COSTA 2040**

Sustainability Commission Meeting

October 21, 2019

What is Environmental Justice?



The fair treatment of people of all races, cultures, and incomes with respect to the development, adoption, implementation, and enforcement of environmental laws, regulations, and policies.



CALIFORNIA GOVERNMENT CODE §65040.12(E)

Pollution Sources

Freeways & High-Traffic Roads



Distribution Centers



Railyards



Refineries



Gas Stations



EMITS

Diesel particulate matter & ozone precursors

Diesel particulate matter & ozone precursors

Diesel particulate matter & ozone precursors

Particulate matter & ozone precursors, various toxic air pollutants

Benzene & ozone precursors

EMITS



HEALTH RISKS

- Increased risk of cancer and premature death
- Respiratory illnesses, including asthma

- Increased risk of cancer and premature death
- Respiratory illnesses, including asthma

- Increased risk of cancer and premature death
- Respiratory illnesses, including asthma

- Increased risk of cancer and premature death
- Respiratory illnesses, including asthma
- Central nervous system damage

- Increased risk of cancer
- Respiratory illnesses, including asthma
- Nervous system depression
- Nausea, tremors, drowsiness, dizziness, headaches, intoxication, and unconsciousness



HEALTH RISKS

Highest Toxic Air Contaminant (TAC) Emitters

1. Shell Martinez Refinery
2. Chevron Products Company
3. Tesoro Refining & Marketing Company LLC
4. West Contra Costa County Landfill
5. Phillips 66 Company - San Francisco Refinery
6. Phillips 66 Carbon Plant
7. Los Medanos Energy Center
8. Delta Energy Center
9. Air Liquide Large Industries US LP
10. Criterion Catalysts Company LP



Senate Bill 1000

» **General Plan must include goals, policies, and actions that:**

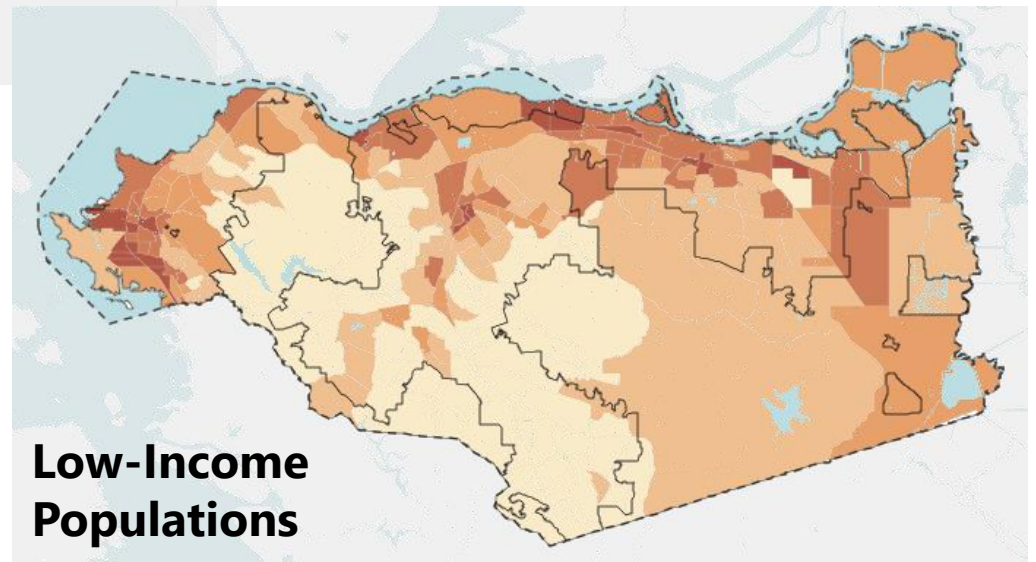
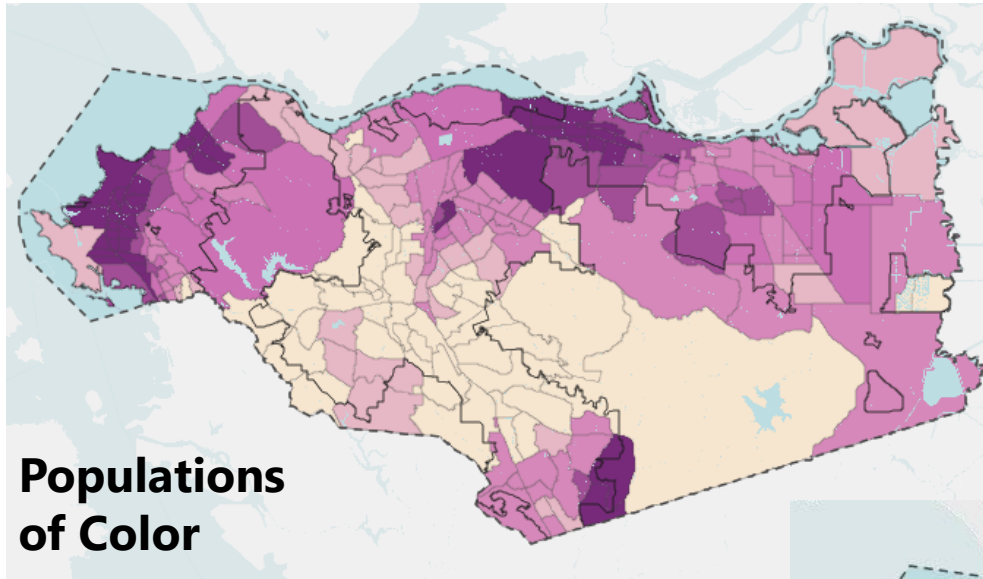
- Reduce the unique and compounded health risks in disadvantaged communities
- Reduce pollution exposure and improve air quality
- Promote public facilities
- Promote food access
- Promote safe and sanitary homes
- Promote physical activity
- Promote meaningful community engagement in the public decision-making process
- Prioritize improvements and programs that address the needs of disadvantaged communities

Disadvantaged Communities

» CalEnviroscreen Rankings based on 20 indicators:

- Air Quality: Ozone
- Air Quality: PM_{2.5}
- Diesel Particulate Matter
- Drinking Water Contaminants
- Pesticide Use
- Toxic Releases from Facilities
- Traffic Density
- Cleanup Sites
- Groundwater Threats
- Hazardous Waste Generators & Facilities
- Impaired Water Bodies
- Solid Waste Sites & Facilities
- Asthma
- Cardiovascular Disease
- Low Birth Weight Infants
- Educational Attainment
- Housing Burden
- Linguistic Isolation
- Poverty
- Unemployment


Disadvantaged Communities



CalEnviroscreen 3.0 Rankings

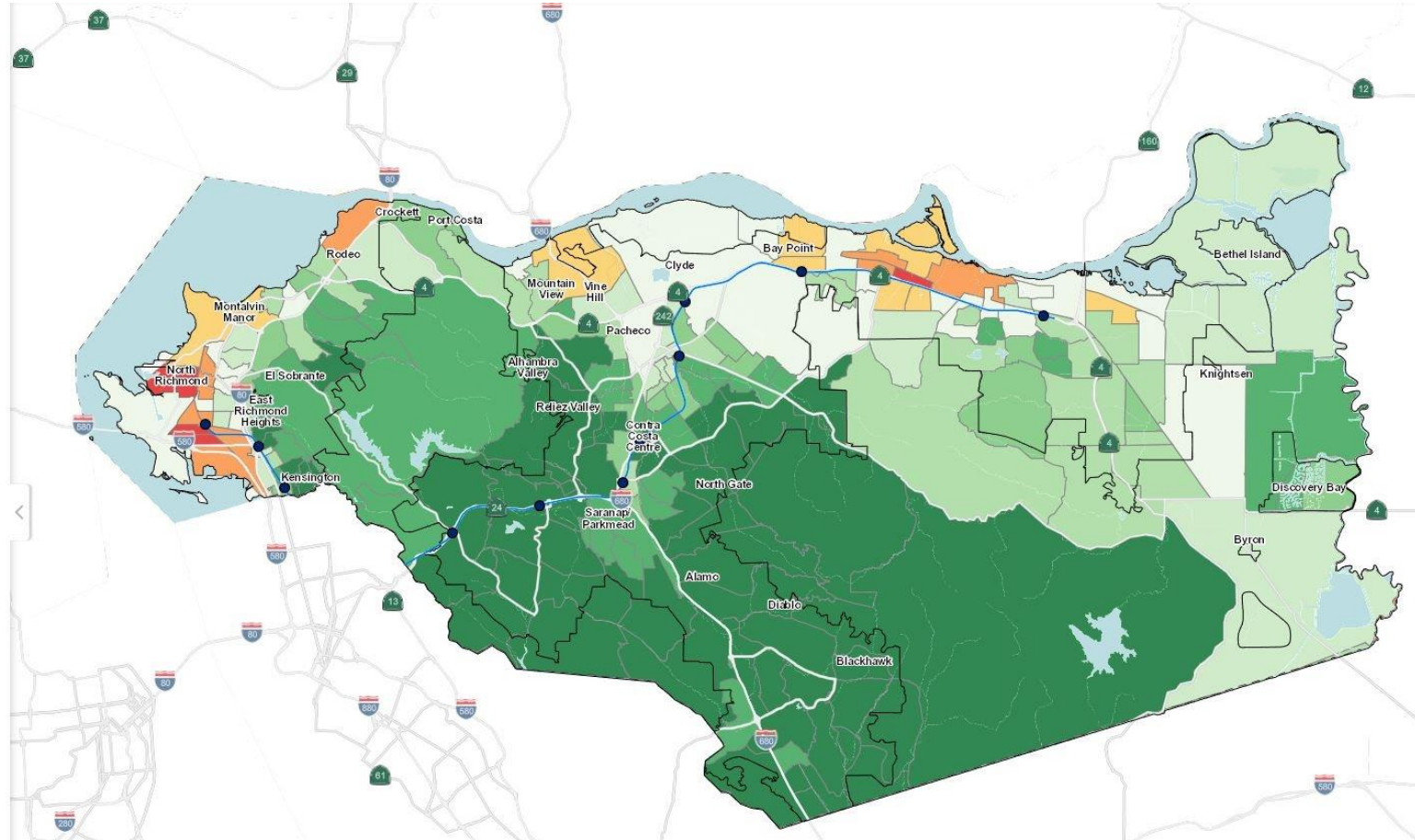

Disadvantaged Communities Ranking - Top 25%

CES 3.0 Score Percentile

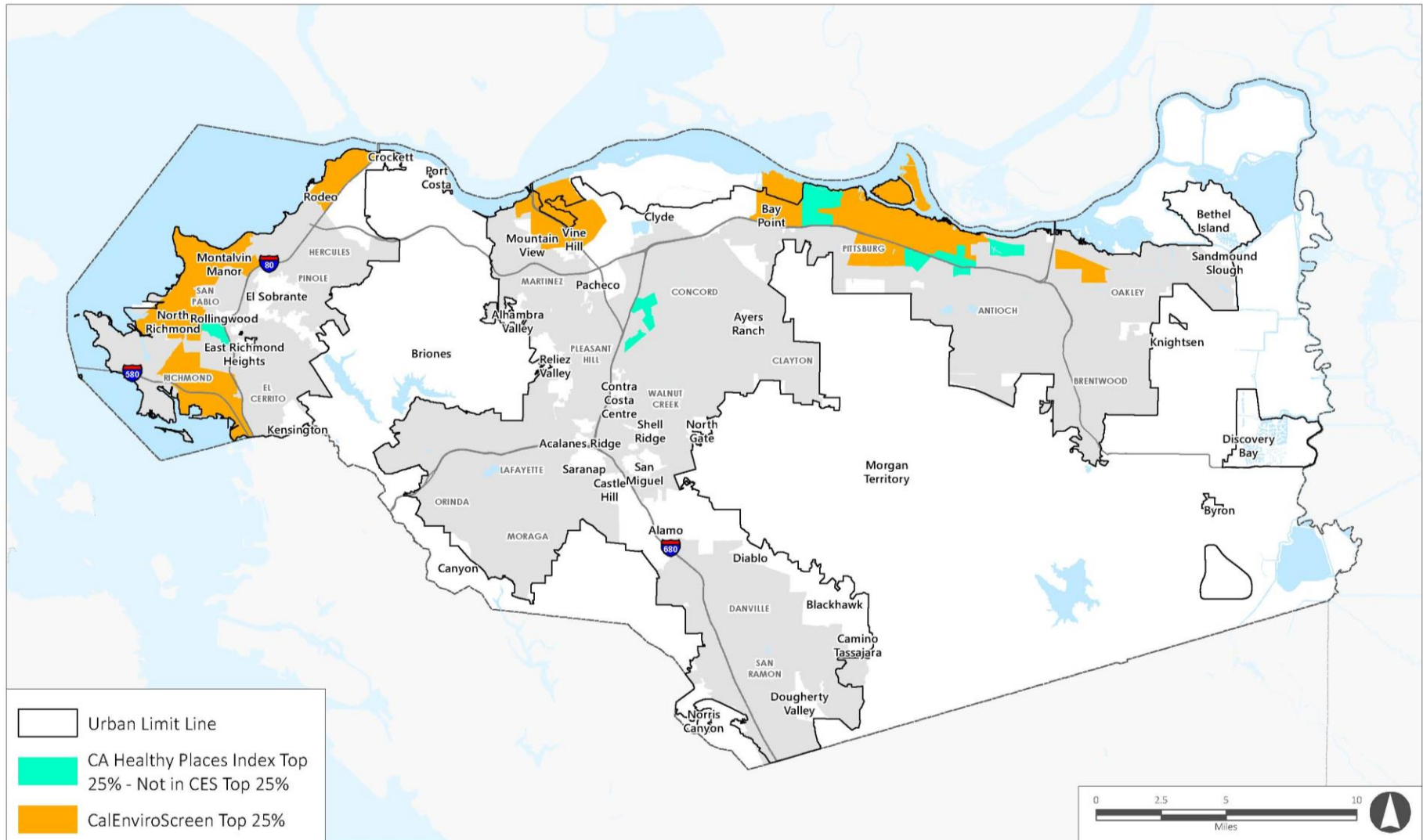


Disadvantaged Communities Ranking - Bottom 75%

CES 3.0 Score Percentile



Additional Data Sources



EJ, Health, Sustainability Collaboration

» Sustainability Commission feedback:

- Invitation list
 - Plus attendees from CAP community meetings
- Invitation email
- Approach

Next Steps

- » Third round of community meetings: **October/November 2019**
- » EJ, health, sustainability collaboration: **November 18, 2019**
- » Monitor website for updates:

Envisioncontracosta2040.org

