









 RVL (Residential- Very Low Density) (0-1 du/na)	 CO (Commercial and Office)	 RC (Resource Conservation)	 Urban Limit Line
 RL (Residential- Low Density) (1-3 du/na)	 PS (Public / Semi Public)	 AL (Agricultural Lands)	 Incorporated City
 RM (Residential- Medium Density) (7-17 du/na)	 PR (Park and Recreation)	 Contra Costa County	